


1061 50

STEEP HILL
N O
E X P O S E

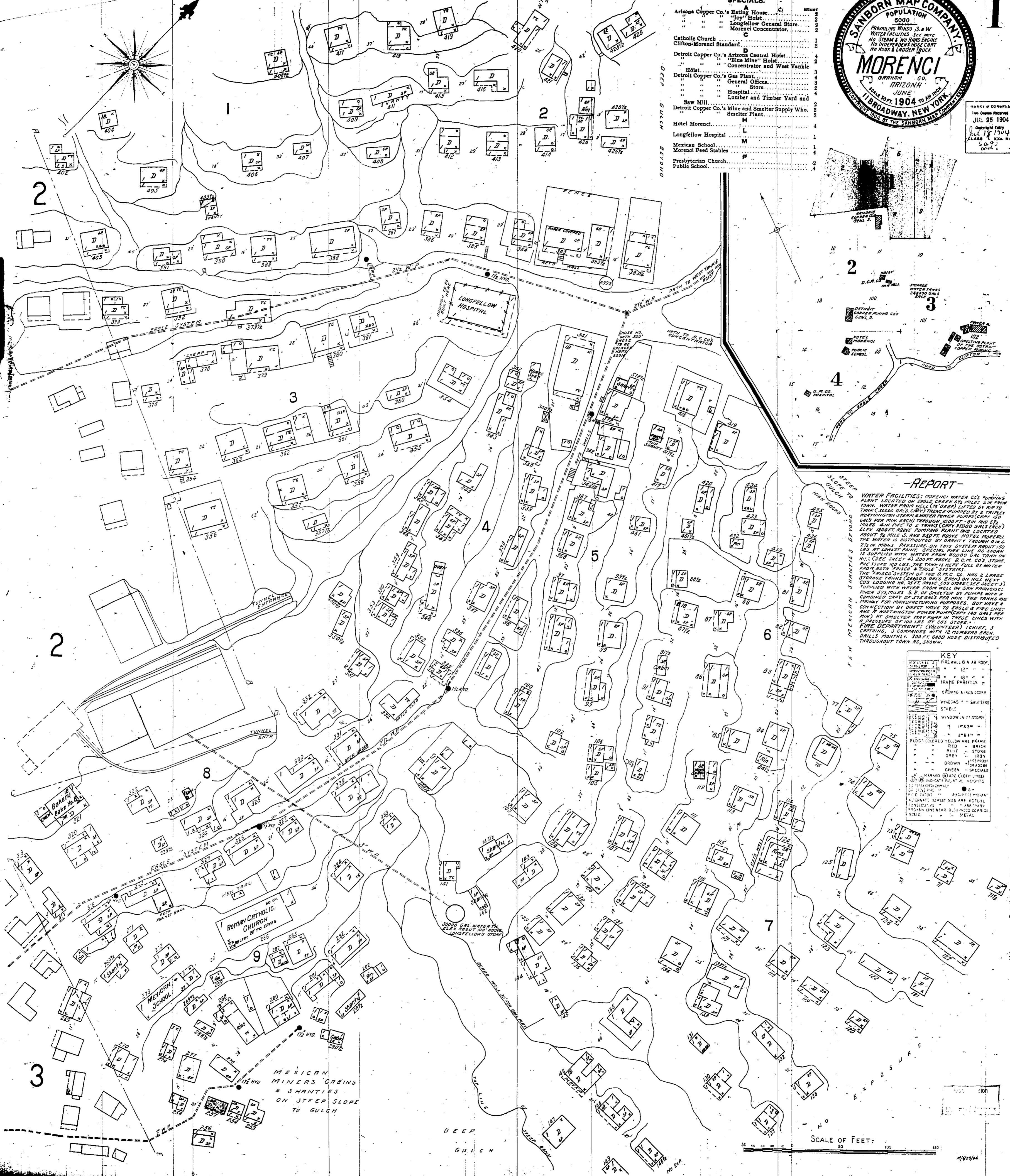
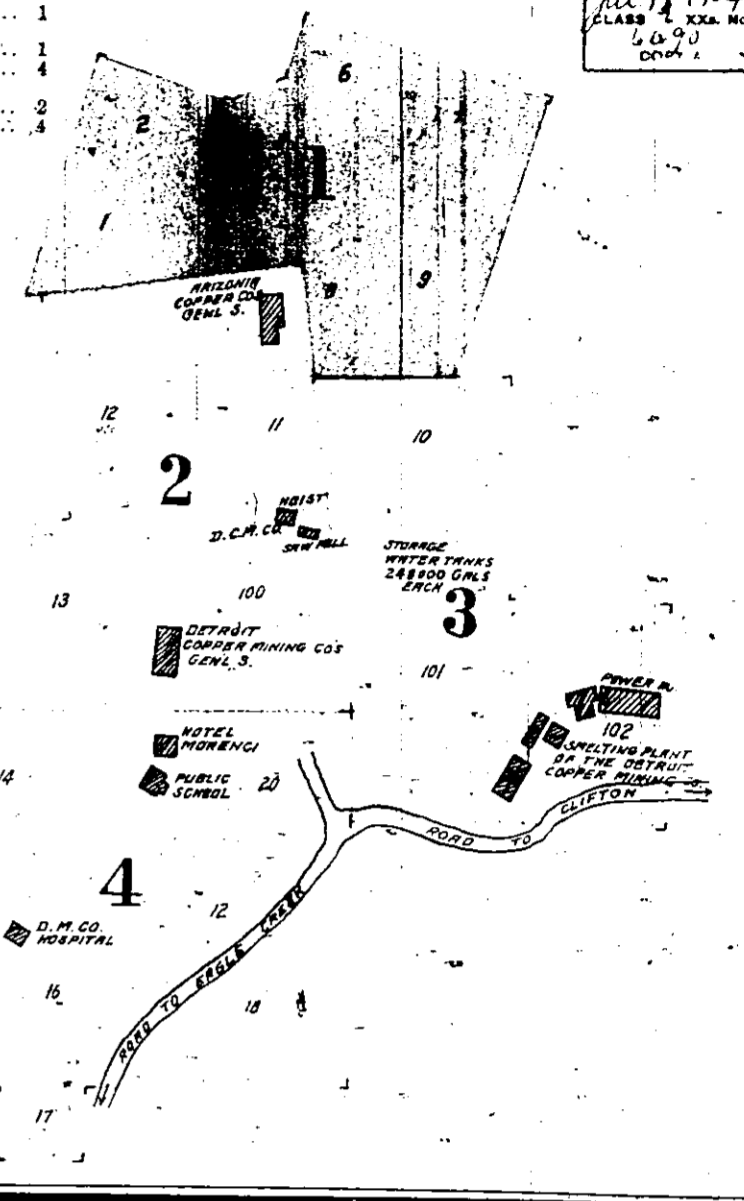
INDEX.

SPECIALS.

Arizona Copper Co.'s Bating House	1
" " " " Joy" Hotel	2
" " " " Longfellow General Store	3
" " " " Morenci Concentrator	4
Catholic Church	5
Clifton-Morenci Standard	6
Detroit Copper Co.'s Arizona Central Hotel	7
" " " " "Blue Mine" Hotel	8
" " " " "Concentrator and West Yankee	9
" " " " "Hotel	10
Detroit Copper Co.'s Gas Plant	11
" " " " "General Offices	12
" " " " "Store	13
" " " " "Hospital	14
" " " " "Lumber and Timber Yard and	15
" " " " "Saw Mill	16
Detroit Copper Co.'s Mine and Smelter Supply Who.	17
" " " " "Smelter Plant	18
Hotel Morenci	19
Longfellow Hospital	20
Mexican School	21
Morenci Feed Stables	22
Presbyterian Church	23
Public School	24



JULY 25 1904
Copyright City
CLASS 1704
PLANS 1-9
COPY 1



REPORT

WATER FACILITIES: MORENCI WATER CO'S PUMPING PLANT LOCATED ON GULCH GREEN 650 FEET ELEV. 3 1/2 IN. DIAM. TANK WATER FROM WELL (70 FEET DEEP) LIFTED BY AIR TO TANK (3000 GALS CAP.) THROUGH PUMPS BY 2 IN. DIAM. NORTHINGTON STEAM WATER PUMPER PLANT (CAP. 125 GALS PER MIN. EACH) THROUGH 1000 FT. DIAM. 100 GALS. DIAM. PIPE TO 2 TANKS (CAP. 3000 GALS EACH) ELEV. 1800 FT. ABOVE PUMPING PLANT AND LOCATED ABOUT 1/2 MILE S. AND 200 FT. ABOVE HOTEL MORENCI. THE WATER IS DISTRIBUTED BY GRAVITY THROUGH 2 IN. DIAM. PIPES. PRESSURE ON THIS SYSTEM ABOUT 150 LBS. AT LONGFELLOW HOSPITAL. SPECIAL FIRE LINE (AS SHOWN) IS SUPPLIED WITH WATER FROM 3000 GAL. TANK ON HILL (SEE SHEET 4) 250 FT. ABOVE D. C. CO'S STORE. THE ISSUE 100 LBS. THE TANK IS FULL BY WATER FROM BOTH "RISCO" & "ERLE" SYSTEMS. THE "RISCO" SYSTEM OF THE D. C. CO. HAS 2 LARGE STORAGE TANKS (3000 GALS. EACH) ON HILL NEXT CO'S LODGING 100 FEET ABOVE 3000 GALS. TANK. SUPPLIED WITH WATER FROM WELL ON SPAN FRANCISCO RIVER 3 1/2 MILES S. E. OF SMELTER BY PUMPS WITH 2 COMPRESSED COPPER STEEL GALS. PER MIN. THE TANKS ARE MAINLY FOR MANUFACTURING PURPOSES, BUT HAVE A CONNECTION BY DIRECT WELVE TO ERLE'S FIRE LINE (SEE SHEET 4) AT SMELTER. MANY PUMPS IN THESE LINES WITH PRESSURES OF 100 TO 200 LBS. CO'S STORE. FIRE DEPARTMENT: (VOLUNTEER) CHIEF, 3 CONTINUES, 3 COMPANIES WITH 12 MEMBERS EACH. DRILLS MONTHLY, 100 FT. DIA. HOSE DISTRIBUTED THROUGHOUT TOWN AS SHOWN.

KEY

1	2	3	4	5	6	7	8	9	10	11	12	13	14	15	16	17	18	19	20	21	22	23	24	25	26	27	28	29	30	31	32	33	34	35	36	37	38	39	40	41	42	43	44	45	46	47	48	49	50	51	52	53	54	55	56	57	58	59	60	61	62	63	64	65	66	67	68	69	70	71	72	73	74	75	76	77	78	79	80	81	82	83	84	85	86	87	88	89	90	91	92	93	94	95	96	97	98	99	100
1	2	3	4	5	6	7	8	9	10	11	12	13	14	15	16	17	18	19	20	21	22	23	24	25	26	27	28	29	30	31	32	33	34	35	36	37	38	39	40	41	42	43	44	45	46	47	48	49	50	51	52	53	54	55	56	57	58	59	60	61	62	63	64	65	66	67	68	69	70	71	72	73	74	75	76	77	78	79	80	81	82	83	84	85	86	87	88	89	90	91	92	93	94	95	96	97	98	99	100

SCALE OF FEET: 1" = 100'

1/14/04